

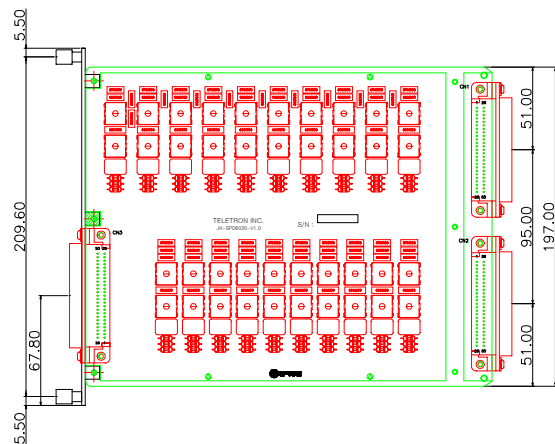



**JK-SP6020S**

**OUTLINE DRAWING (Unit : mm)**

**JK-SP6020U**

**SPECIFICATIONS**

- Insertion Loss @ 1004Hz : 1.0 dB Max.
- Attenuation Distortion @ 0.2~3.4KHz :  $\pm 1.5$  dB Max.
- Attenuation Distortion @ 3.4~4.0KHz :  $\pm 2.0$  dB Max.
- Delay Distortion @ 0.6~3.4KHz : 200us Max.
- Delay Distortion @ 0.2~4.0KHz : 250us Max.
- Return Loss @ 0.2~4.0KHz : 2.0 dB Min.
- Longitudinal Balance @ 0.2~1.0KHz : 58.0 dB Min.
- Longitudinal Balance @ 1.0~3.0KHz : 53.0 dB Min.
- Attenuation @ 30~300KHz : 65.0 dB Min.  
(Input Level 10dBm)
- Attenuation @ 300~1104KHz : 55.0 dB Min.  
(Input Level 10dBm)
- DC Resistance Between TIP-RING : 25 $\Omega$  Max.
- Insulation Resistance Between TIP-RING : 5M $\Omega$  Min.
- ANSI AnnexE, KT Standard.

**FREQUENCY RESPONSE**
