
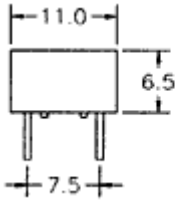
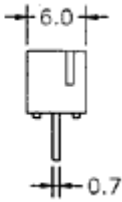

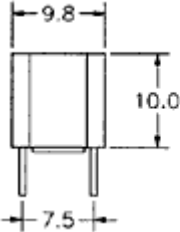
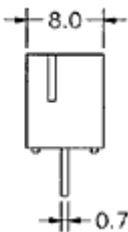


FIXED INDUCTOR

| | |
|--|--|
|  <p style="text-align: center;">FIG1</p> |   |
|  <p style="text-align: center;">FIG2</p> |   |

| TYPE | USE | CHARACTERISTIC | FIG |
|------|-------------------------|----------------|-----|
| S-2 | Choke Trip Peaking etc. | 1. MAX 40uH | 1 |
| | | 2. MAX 500MHz | |
| R-2 | Choke Trip Peaking etc. | 1. MAX 500uH | 2 |
| | | 2. MAX 10MHz | |