

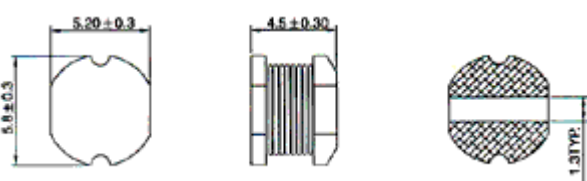

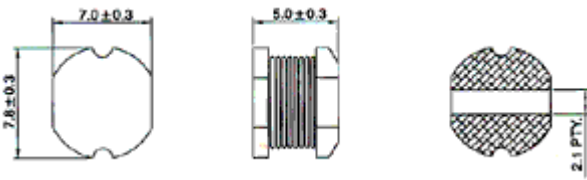





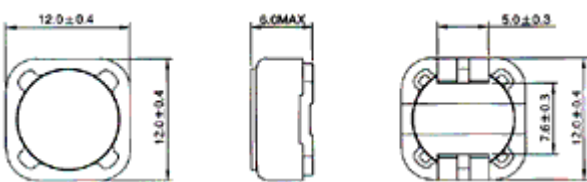



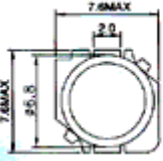

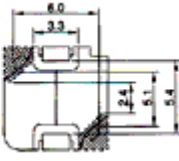


SMT POWER INDUCTOR

Type	Dimension(unit:mm)	Inductance (μ H)	Rated Current(A)	DCR(Ω)
 JKC- 4020D		MIN 1.00 MAX 680	MIN 0.12 MAX 2.00	MIN 0.05 MAX 4.50
 JKC- 5845		MIN 1.00 MAX 330	MIN 0.30 MAX 1.50	MIN 0.10 MAX 1.80
 JKC- 7850		MIN 10.0 MAX 330	MIN 0.40 MAX 2.30	MIN 0.07 MAX 1.26
 JKC- 8040D		MIN 10.0 MAX 680	MIN 0.40 MAX 9.00	MIN 0.01 MAX 2.02
 JKC- 8010D		MIN 10.0 MAX 1000	MIN 0.80 MAX 8.00	MIN 0.04 MAX 2.00
 JKC- 1260		MIN 10.0 MAX 560	MIN 0.54 MAX 4.00	MIN 0.03 MAX 0.90
 JKC- 7855		MIN 10.0 MAX 330	MIN 0.30 MAX 1.60	MIN 0.08 MAX 1.45



 <p>JKC- 7650</p>				MIN 10.0 MAX 330	MIN 0.15 MAX 0.80	MIN 0.07 MAX 2.40
--	---	---	---	---------------------	----------------------	----------------------